



General Characteristics of CP Series "T" Bar & Surface Mounted Panel Heaters

The CP Series surface frame and no frame series are designed to easily drop into any 2 x 2 or 2 x 4 T-Bar suspended ceiling system or can be surface mounted with optional frame.
 Used for residential, commercial and industrial use.
 Made heating objects not air for gentle toasty warmth for your comfort.
 Made from a 20 gauge metal and finished with High temperature textured white powder coat.
 Provides low surface temperature and broad heat distribution.
 Comes with 36" pre-wired flexible cable for easy installation and wiring connections.
 Manufactured to fit drop ceiling systems.
 Electric resistance element is imbedded between two layers of insulation. High density thermal insulation above element minimizes upward heat losses.
 Optional surface mounting frames are available for both the 2x4" and 2x2" CP Series panels.
 Mounting frames are an aluminum mill finish and can be painted white to match the panel.
 Dual voltage 120 / 240 models are field convertible
 Accessories: Silk Screen Panels require a full size sample of ceiling panel to be screened prior to quoting to verify feasibility of screening. All screens quoted separately.
 It is ETL-CETL listed.
 Made In the U.S.A.



Product Applications of CP Series "T" Bar & Surface Mounted Panel Heaters

For Residential, Industrial and Commercial use.
 May be used nearly anywhere such as homes, schools, hospitals, motels and a broad variety of other commercial and industrial installations.

Warranty of CP Series "T" Bar & Surface Mounted Panel Heaters

Manufacturer's Warranty: 1 year.

Specific Characteristics of CP Series "T" Bar & Surface Mounted Panel Heaters


Item #	Manufacturing #	Watts W	BTU's	Amperes A	Volts V	Frame Options	Weight and Dimensions with Packaging	
							Lbs.	L,W,H In.
USHPL-001	CP805	500	1707	2	208	-	22	25,49,3
USHPL-002	CP805 & SF400	500	1707	2	208	Surface Frame	32	25,49,3
USHPL-003	CP125	500	1707	4.2/2.1	120/240	-	22	25,49,3
USHPL-004	CP125 & SF400	500	1707	4.2/2.1	120/240	Surface Frame	32	25,49,3
USHPL-005	CP705	500	1707	2	277	-	22	25,49,3
USHPL-006	CP705 & SF400	500	1707	2	277	Surface Frame	32	25,49,3
USHPL-007	CP807	750	2560	4	208	-	22	25,49,3



Item #	Manufacturing #	Watts W	BTU's	Amperes A	Volts V	Frame Options	Weight and Dimensions with Packaging	
							Lbs.	L,W,H In.
USHPL-008	CP807 & SF400	750	2560	4	208	Surface Frame	32	25,49,3
USHPL-009	CP127	750	2560	6.3/3.1	120/240	-	22	25,49,3
USHPL-010	CP127 & SF400	750	2560	6.3/3.1	120/240	Surface Frame	32	25,49,3
USHPL-011	CP707	750	2560	3	277	-	22	25,49,3
USHPL-012	CP707 & SF400	750	2560	3	277	Surface Frame	32	25,49,3
USHPL-013	CP802	250	853	1	208	-	15	25,25,3
USHPL-014	CP802 & SF200	250	853	1	208	Surface Frame	21	25,25,3
USHPL-015	CP122	250	853	2.1/1.0	120/240	-	15	25,25,3
USHPL-016	CP122 & SF200	250	853	2.1/1.0	120/240	Surface Frame	21	25,25,3
USHPL-017	CP702	250	853	.9	277	-	15	25,25,3
USHPL-018	CP702 & SF200	250	853	.9	277	Surface Frame	21	25,25,3
USHPL-019	CP803	375	1280	2	208	-	15	25,25,3
USHPL-020	CP803 & SF200	375	1280	2	208	Surface Frame	21	25,25,3
USHPL-021	CP123	375	1280	3.1/1.6	120/240	-	15	25,25,3
USHPL-022	CP123 & SF200	375	1280	3.1/1.6	120/240	Surface Frame	21	25,25,3
USHPL-023	CP703	375	1280	1	277	-	15	25,25,3
USHPL-024	CP703 & SF200	375	1280	1	277	Surface Frame	21	25,25,3

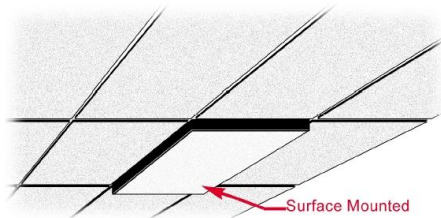
Dimensions (In.) of CP Series "T" Bar & Surface Mounted Panel Heaters

Series	Length A	Width B	Height C
USHPL-001 to 012	23 3/4"	47 3/4"	1"
USHPL-013 to 024	23 3/4"	23 3/4"	1"

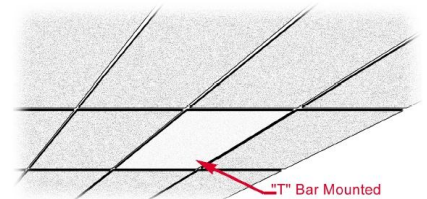


Mount Options of CP Series "T" Bar & Surface Mounted Panel Heaters

With Surface Frame.
 Designed for surface mounting.



No Frame.
 Designed for "T" bar mounting.





Short Description of CP Series "T" Bar & Surface Mounted Panel Heaters

Item #	Manufacturing #	Short Description 70 Characters Maximum
		012345678901234567890123456789012345678901234567890123456789
USHPL-001	CP805	500W, 1707 BTU'S, 2A, 208V, No Frame.

SEO Table of CP Series "T" Bar & Surface Mounted Panel Heaters

Title
TPI CP Series "T"Bar & Surface Mounted Radiant Ceiling Panel Heaters.
Meta Description
TPI CP Series "T"Bar & Surface Mounted Radiant Ceiling Panel Heaters for Industrial Use, TPI CP Series "T"Bar & Surface Mounted Radiant Ceiling Panel Heaters for Commercial use, TPI CP Series "T"Bar & Surface Mounted Radiant Ceiling Panel Heaters for Residential applications, TPI CP Series "T"Bar & Surface Mounted Radiant Ceiling Panel Heaters s for Indoor Use, TPI CP Series "T"Bar & Surface Mounted Radiant Ceiling Panel Heaters Object Heating Use.
Meta Key Words
TPI CP Series "T"Bar & Surface Mounted Radiant Ceiling Panel Heaters for Industrial Use, TPI CP Series "T"Bar & Surface Mounted Radiant Ceiling Panel Heaters for Commercial use, TPI CP Series "T"Bar & Surface Mounted Radiant Ceiling Panel Heaters for Residential applications, TPI CP Series "T"Bar & Surface Mounted Radiant Ceiling Panel Heaters s for Indoor Use, TPI CP Series "T"Bar & Surface Mounted Radiant Ceiling Panel Heaters Object Heating Use.
Meta URL (file name)
Tpi-cp-series-t-bar-and-surface-mounted-radiant-ceiling-panel-heaters-us-english.htm

Product Line Description of CP Series "T" Bar & Surface Mounted Panel Heaters

```
<FONT Size=1>
<b>Product Description:</b> TPI CP Series "T"Bar & Surface Mounted Radiant Ceiling Panel Heaters<br>
<b>Weather Rating:</b> Indoor<br>
<b>Watts:</b> 500W, 25, 375 & 700<br>
<b>BTU'S:</b> 1707, 2560, 853 & 1280<br>
<b>Amperes:</b> .9 to 6.3/3.1A<br>
<b>Voltage:</b> 120/240 to 277A<br>
<b>Frame Options:</b> With or Without Surface Frame<br>
<b>Product Type:</b> TPI CP Series "T"Bar Surface Mounted Panel Heaters<br>
<b>Usual Delivery Time or Lead Time:</b> 1 to 2 weeks<br>
</FONT>
```