



5100 Series Horizontal or Vertical Mounted Fan Forced Unit Heater With Bracket V5105

Data Sheet

General Characteristics 5100 Series Horizontal or Vertical Mounted Fan Forced Unit Heater With Bracket With Bracket

Heavy 18 gauge welded steel cabinet with powder coated finish and control compartment housing a master terminal board with a hinged and latched access door, simplifying wiring, installation & maintenance.

Copper clad steel sheath element with continuously brazed steel fins formed to allow side draw through air flow.

All units come equipped with automatic reset type limit controls to de-energize the heater should an over-temperature situation occur. Totally enclosed, 1-speed, 1-phase, permanently lubricated, thermally protected motors with unit bearings on 3 KW - 20 KW models. Totally enclosed, 2-speed, 1-phase, permanently lubricated, thermally protected motors with sleeve bearings on 25 KW - 50 KW models. Fan over-ride purges unit of residual heat at shutdown.

Louvers are individually adjustable for directional control of air flow up to 15° from straight horizontal. Optional diffusers available for down flow (vertical discharge) applications.

Optional low voltage and line voltage thermostats available with an adjustable temperature range of 40°F to 110°F. Units with model numbers ending in CA1 are factory wired for low voltage controls. 25 KW through 50 KW units are designed for two stage heating operation.

Unit Heaters can be mounted for horizontal or vertical discharge. Applications up to 6000 ft. See UH Series above 6000 ft.

Includes Bracket.

Made in U.S.A.

Product Applications 5100 Series Horizontal or Vertical Mounted Fan Forced Unit Heater With Bracket With Bracket

Recommended for all industrial, commercial, and residential. For indoor and outdoor use.

Warranties 5100 Series Horizontal or Vertical Mounted Fan Forced Unit Heater With Bracket With Bracket

Manufacturer's Limited Warranty: 1 Year.



Specific Characteristics 5100 Series Horizontal or Vertical Mounted Fan Forced Unit Heater With Bracket With Bracket

Item #	Watts	BTU's	Volts	PH	Amps	Control voltaje	Temp Rise (°F)	Air Throw	CFM	Recom'd mounting ht.		Weight and Dimensions With Packaging (CM)	
										Horizontal	Vertical	Lbs	W, H, D
USSHY-001	3.3	11.2	208	1	15.9	208	26°F	12'	400	9'	9'	25	45,17,37
USSHY-002	3.3/2.5	11.2/8.5	240/208	1	13.7/12	240/208	26°F	12'	400	9'	9'	25	45,17,37
USSHY-003	3.3	11.2	208	1/3	15.9/9.17	208	26°F	12'	400	9'	9'	25	45,17,37



5100 Series Horizontal or Vertical Mounted Fan Forced Unit Heater With Bracket V5105

Data Sheet

Specific Characteristics 5100 Series Horizontal or Vertical Mounted Fan Forced Unit Heater With Bracket With Bracket

Item #	Watts	BTU's	Volts	PH	Amps	Control voltage	Temp Rise (°F)	Air Throw	CFM	Recom'd mounting ht.		Weight and Dimensions With Packaging (CM)	
										Horizontal	Vertical	Lbs	W, H, D
USSHY-004	3.3/2.5	11.2/8.5	240/208	1/3	13.7/11.9	240/208	26°F	12'	400	9'	9'	25	45,17,37
USSHY-005	3.3/2.6	11.2/8.6	240/209	3	7.9/6.9	240/209	26°F	12'	400	9'	9'	25	45,17,37
USSHY-006	3.3	11.2	277	1	11.9	277	26°F	12'	400	9'	9'	25	45,17,37
USSHY-007	3.3	11.2	480	3	4	24	26°F	12'	400	9'	9'	25	45,17,37
USSHY-008	5	17.1	208	1	24.1	208	40°F	12'	400	9'	9'	25	45,17,37
USSHY-009	5/3.7	17.1/12.8	240/208	1	20.9/18.1	240/208	40°F	12'	400	9'	9'	25	45,17,37
USSHY-010	5	17.1	208	1/3	24.1	208	40°F	12'	400	9'	9'	25	45,17,37
USSHY-011	5	17.1	208	3	13.9	208	40°F	12'	400	9'	9'	25	45,17,37
USSHY-012	5	17.1	240	1/3	20.8/18.1	240	40°F	12'	400	9'	9'	27	45,17,37
USSHY-013	3.7	12.8	208	1/3	17.1/10.4	208	40°F	12'	400	9'	9'	27	45,17,37
USSHY-014	5	17.1	277	1	18.1	277	40°F	12'	400	9'	9'	27	45,17,37
USSHY-015	5	17.1	480	3	6.1	24	40°F	12'	400	9'	9'	27	45,17,37
USSHY-016	7.5	25.6	208	1/3	36.1/20.8	24	34°F	22'	700	10'	12'	54	62,17,55
USSHY-017	7.5	25.6	240	1/3	27.1/16.04	24	34°F	22'	700	10'	12'	54	62,17,55
USSHY-018	5.6	19.2	208	1/3	31.3/27.1	24	34°F	22'	700	10'	12'	54	62,17,55
USSHY-019	7.5	25.6	277	1	27.1	24	34°F	22'	700	10'	12'	54	62,17,55
USSHY-020	7.5	25.6	480	3	9.1	24	34°F	22'	700	10'	12'	54	62,17,55
USSHY-021	9.9	33.8	208	1/3	47.8/27.4	24	45°F	22'	700	10'	14'	55	62,17,55
USSHY-022	10	34.1	240	1/3	41.2/24	24	45°F	22'	700	10'	14'	55	62,17,55
USSHY-023	7.5	25.6	208	1/3	36.1/20.7	24	45°F	22'	700	10'	14'	55	62,17,55
USSHY-024	10	34.1	277	1	36.1	24	45°F	22'	700	10'	14'	55	62,17,55
USSHY-025	10	34.1	480	3	12.4	24	45°F	22'	700	10'	14'	55	62,17,55
USSHY-026	15	51.2	208	3	41.7	24	43°F	32'	1100	11'	20'	64	73,17,55
USSHY-027	15/11.2	51.2/38.4	240/208	3	36.1/31.3	24	43°F	32'	1100	11'	20'	64	73,17,55
USSHY-028	15	51.2	480	3	18.1	24	43°F	32'	1100	11'	20'	64	73,17,55
USSHY-029	19.7/14.8	67.2/50.5	240/208	3	47.8/41.1	24	57°F	32'	1100	12'	18'	65	73,17,55
USSHY-030	20	68.3	480	3	24.1	24	57°F	32'	1100	12'	18'	65	73,17,55
USSHY-031	25	85.3	208	3	69.5	24	40/44°F	45'	2000/1800	12'	22'	120	87,26,75
USSHY-032	25/18.7	85.3/64	240/208	3	60.2/52.1	24	40/44°F	45'	2000/1800	12'	22'	120	87,26,75
USSHY-033	25	85.3	480	3	30.1	24	40/44°F	45'	2000/1800	12'	22'	120	87,26,75
USSHY-034	30	102.4	208	3	83.4	24	47/53°F	40'	2000/1800	12'	20'	120	87,26,75
USSHY-035	30/22.5	102.4/76.8	240/208	3	72.3/62.5	24	47/53°F	40'	2000/1800	12'	20'	120	87,26,75
USSHY-036	30	102.4	480	3	36.2	24	47/53°F	40'	2000/1800	12'	20'	120	87,26,75
USSHY-037	40	136.5	208	3	111.2	24	40/45°F	55'	3100/2800	15'	24'	120	87,26,75
USSHY-038	40/30	136.5/102.4	240/208	3	96.4/83.4	24	40/45°F	55'	3100/2800	15'	24'	120	87,26,75
USSHY-039	39	133.1	480	3	47	24	40/45°F	55'	3100/2800	15'	24'	120	87,26,75
USSHY-040	49.6	169.3	208	3	139	24	51/56°F	50'	3100/2800	15'	27'	120	87,26,75
USSHY-041	50/37.5	170.6/128	240/208	3	120.5/104.3	24	51/56°F	50'	3100/2800	15'	27'	120	87,26,75
USSHY-042	50	170.6	480	3	60.3	24	51/56°F	50'	3100/2800	15'	27'	120	87,26,75


Item #	MFG Model number- Bracket	Model size - Watts	WT. (LBS)
USSHY-001 a USSHY-015	V5105	3.3 KW TO 5.0 KW	99
USSHY-016 a USSHY-030	V5120	7.5 KW TO 20.0 KW	13
USSHY-031 a USSHY-042	V5150	25.0 KW TO 50.0 KW	16



5100 Series Horizontal or Vertical Mounted Fan Forced Unit Heater With Bracket
V5105

Data Sheet


Dimensions (in) 5100 Series Horizontal or Vertical Mounted Fan Forced Unit Heater With Bracket With Bracket			
Item #	Wide	Deep	High
	A	B	C
USSHY-001 a USSHY-011	17 3/4	14 15/32	6 1/2
USSHY-012 a USSHY-025	24 5/16	21 1/2	6 1/2
USSHY-026 a USSHY-030	28 11/16	21 1/2	6 1/2
USSHY-031 a USSHY-042	34	29 1/4	10 1/16





**5100 Series Horizontal or
Vertical Mounted Fan Forced
Unit Heater With Bracket
V5105**

Data Sheet





**5100 Series Horizontal or
Vertical Mounted Fan Forced
Unit Heater With Bracket**

V5105

Data Sheet





Installing the Taskmaster Series

Installing the Taskmaster Series

DETERMINING HEATER REQUIREMENTS

Calculate the heating loads using the NEMA handbook or ASHRAE guide. Then determine the quantity and size of unit heaters to be used. To maintain uniform heat and reduce stratified air, it is recommended that the total CFM of the units turn the air over approximately 3 times per hour. In instances where a large group of people are located and normally in the same area, use a large number of lower KW unit heaters. In warehouse areas or storage rooms where heat distribution and constant temperatures are less important, use fewer heaters of higher capacity

HORIZONTAL MOUNT

Small rooms can be heated by one unit heater. Where two walls are exposed, heaters should be mounted as shown in Figure A. In larger rooms, units should be located so their air streams wipe exposed walls without blowing at them. Units should be located so that the air stream of one supports that of another thus setting up a circulatory air movement shown in Figure B. (Distance between units to be approximately 1-1/2 times published air throw.) Units should not be mounted horizontally in areas having ceiling heights in excess of 15-18 ft.

VERTICAL MOUNT

Units should be mounted vertically in high bay areas, or where heater location would not interfere with plant operation or traffic. Heaters should be situated to provide free air circulation. Size and selection of units should be based on recommended mounting height. Optional diffusers may best be employed to reduce high air velocity and at the same time disperse heated air in a uniform pattern. When unit heaters are used to combat cold air inrush from opened loading dock doors, one or more units should be arranged to blow warm air across opening (Figure C).

DUAL MOUNTING

Where square footage is large and comfort essential, both horizontal and vertical installations may best serve your requirements as Figure D demonstrates.

Note: Products in this section with factory installed controls are subject to 100% cancellation/restocking charges.

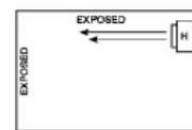


Figure A

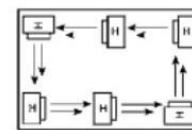


Figure B

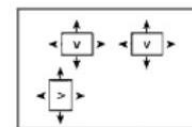


Figure C

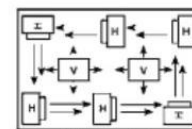


Figure D

ID	Author	Description Error	Description Update	Supervisor Name
V1	Angelica Romero	New Data Sheet	New Data Sheet	Jessica Lorenzo