



# 3340 Series Heavy Duty Wall Heater Color White with Semi Recess Frame

Data Sheet

## General Characteristics 3340 Series Heavy Duty Wall Heater Color White with Semi Recess Frame

Dual vane axial fan blades.  
Lockable disconnect switch.  
Automatic purge.  
Manual reset thermal limit.  
Low voltage control.  
Steel block fin elements  
Optional built in thermostat with 40° - 110°F range.  
Heavy duty 18 ga. powder coated grille.  
Extruded aluminum trim frame, no visible screws.  
4" Surface mounting frame included (3340EX32).  
Rough in dimensions 30-1/2 in wide x 19-1/2 in high x 4" deep.  
When ordered without thermostat, terminal block included for field connection of remote low voltage single stage thermostat.  
Optional BMS relay requires field supplied 24V source.  
Optional 2" semi recess frame available (3340EX16).  
Made in U.S.A.  
Includes Semi Recess Frame.

## Product Applications 3340 Series Heavy Duty Wall Heater Color White with Semi Recess Frame


Furnish and install heavy-duty forced air wall heaters, where specified. The heaters shall be constructed of a heavy 18 gauge steel housing with an extruded Aluminum frame. The rough-in dimensions are 30 1/2" Wide x 19 1/2" High x 4" Deep. The units shall be available in ratings of 6000, 8000, & 9600 watts at 208 volt (1 or 3Ø), 240 volt (1 or 3Ø), 277 volt (1Ø), & 480 volt (1 or 3Ø).

The heaters shall have (2) low-speed 600 RPM, 4-pole motors which drives vane axial blowers to deliver a quiet 350 CFM of down flow air. The two heating elements shall be of the sealed tubular type with large, parallel steel fins for quick heat transfer. Units shall have as a standard, a manual reset thermal overload cut-off for added safety, fan delay switch, and manual disconnect switch.

Optional built-in tamper proof thermostat which shall be calibrated to provide a range of 0°F. to 110°F. An optional 24 volt control relay\* shall be installed for control from building management system (BMS). Optional accessory shall include a semi-recess mounting adapter and a 16 gauge heavy duty grille. All heaters shall be listed by ETL.

## Warranties 3340 Series Heavy Duty Wall Heater Color White with Semi Recess Frame

Manufacturer's Limited Warranty: 1 Year.





## 3340 Series Heavy Duty Wall Heater Color White with Semi Recess Frame

### Data Sheet

Specific Characteristics 3340 Series Heavy Duty Wall Heater Color White with Semi Recess Frame											Weight and Dimensions with Packaging (CM)	
Item #	KW	BTU's	Volts	PH	Amps	CFM	RPM	Color	Models	Lbs W, H, D		
										Lbs	W, H, D	
USSDR-001	6000	20478	208	1	30.64	350	600	white	No Stat / No Relay	68	77,49,11	
USSDR-002	6000	20478	240	1	26.6	350	600	white	No Stat / No Relay	68	77,49,11	
USSDR-003	6000	20478	277	1	23.3	350	600	white	No Stat / No Relay	68	77,49,11	
USSDR-004	6000	20478	208	3	18.5	350	600	white	No Stat / No Relay	68	77,49,11	
USSDR-005	6000	20478	240	3	16.1	350	600	white	No Stat / No Relay	68	77,49,11	
USSDR-006	6000	20478	480	3	8.0	350	600	white	No Stat / No Relay	68	77,49,11	
USSDR-007	6000	20478	208	1	30.64	350	600	white	With Stat Only	68	77,49,11	
USSDR-008	6000	20478	240	1	26.6	350	600	white	With Stat Only	68	77,49,11	
USSDR-009	6000	20478	277	1	23.3	350	600	white	With Stat Only	68	77,49,11	
USSDR-010	6000	20478	208	3	18.5	350	600	white	With Stat Only	68	77,49,11	
USSDR-011	6000	20478	240	3	16.1	350	600	white	With Stat Only	68	77,49,11	
USSDR-012	6000	20478	480	3	8.0	350	600	white	With Stat Only	68	77,49,11	
USSDR-013	6000	20478	208	1	30.64	350	600	white	Relay Only	68	77,49,11	
USSDR-014	6000	20478	240	1	26.6	350	600	white	Relay Only	68	77,49,11	
USSDR-015	6000	20478	277	1	23.3	350	600	white	Relay Only	68	77,49,11	
USSDR-016	6000	20478	208	3	18.5	350	600	white	Relay Only	68	77,49,11	
USSDR-017	6000	20478	240	3	16.1	350	600	white	Relay Only	68	77,49,11	
USSDR-018	6000	20478	480	3	8.0	350	600	white	Relay Only	68	77,49,11	
USSDR-019	6000	20478	208	1	30.64	350	600	white	With Stat and Relay	68	77,49,11	
USSDR-020	6000	20478	240	1	26.6	350	600	white	With Stat and Relay	68	77,49,11	
USSDR-021	6000	20478	277	1	23.3	350	600	white	With Stat and Relay	68	77,49,11	
USSDR-022	6000	20478	208	3	18.5	350	600	white	With Stat and Relay	68	77,49,11	
USSDR-023	6000	20478	240	3	16.1	350	600	white	With Stat and Relay	68	77,49,11	
USSDR-024	6000	20478	480	3	8.0	350	600	white	With Stat and Relay	68	77,49,11	
USSDR-025	8000	27304	277	1	30.5	350	600	white	No Stat / No Relay	68	77,49,11	
USSDR-026	8000	27304	208	3	24.0	350	600	white	No Stat / No Relay	68	77,49,11	
USSDR-027	8000	27304	240	3	20.9	350	600	white	No Stat / No Relay	68	77,49,11	
USSDR-028	8000	27304	480	3	10.5	350	600	white	No Stat / No Relay	68	77,49,11	
USSDR-029	8000	27304	277	1	30.5	350	600	white	With Stat Only	68	77,49,11	
USSDR-030	8000	27304	208	3	24.0	350	600	white	With Stat Only	68	77,49,11	
USSDR-031	8000	27304	240	3	20.9	350	600	white	With Stat Only	68	77,49,11	
USSDR-032	8000	27304	480	3	10.5	350	600	white	With Stat Only	68	77,49,11	
USSDR-033	8000	27304	277	1	30.5	350	600	white	Relay Only	68	77,49,11	
USSDR-034	8000	27304	208	3	24.0	350	600	white	Relay Only	68	77,49,11	
USSDR-035	8000	27304	240	3	20.9	350	600	white	Relay Only	68	77,49,11	
USSDR-036	8000	27304	480	3	10.5	350	600	white	Relay Only	68	77,49,11	
USSDR-037	8000	27304	277	1	30.5	350	600	white	With Stat and Relay	68	77,49,11	
USSDR-038	8000	27304	208	3	24.0	350	600	white	With Stat and Relay	68	77,49,11	
USSDR-039	8000	27304	240	3	20.9	350	600	white	With Stat and Relay	68	77,49,11	
USSDR-040	8000	27304	480	3	10.5	350	600	white	With Stat and Relay	68	77,49,11	
USSDR-041	9600	32765	208	3	28.5	350	600	white	No Stat / No Relay	68	77,49,11	
USSDR-042	9600	32765	240	3	24.7	350	600	white	No Stat / No Relay	68	77,49,11	
USSDR-043	9600	32765	480	3	12.4	350	600	white	No Stat / No Relay	68	77,49,11	
USSDR-044	9600	32765	208	3	28.5	350	600	white	With Stat Only	68	77,49,11	
USSDR-045	9600	32765	240	3	24.7	350	600	white	With Stat Only	68	77,49,11	
USSDR-046	9600	32765	480	3	12.4	350	600	white	With Stat Only	68	77,49,11	
USSDR-047	9600	32765	208	3	28.5	350	600	white	Relay Only	68	77,49,11	
USSDR-048	9600	32765	240	3	24.7	350	600	white	Relay Only	68	77,49,11	
USSDR-049	9600	32765	480	3	12.4	350	600	white	Relay Only	68	77,49,11	
USSDR-050	9600	32765	208	3	28.5	350	600	white	With Stat and Relay	68	77,49,11	
USSDR-051	9600	32765	240	3	24.7	350	600	white	With Stat and Relay	68	77,49,11	
USSDR-052	9600	32765	480	3	12.4	350	600	white	With Stat and Relay	68	77,49,11	




**3340 Series Heavy Duty Wall  
 Heater Color White with  
 Semi Recess Frame**

Data Sheet

Item #	Description
	<b>Accessories</b>
USSDR-001 a USSDR-009	Semi Recess Frame

Dimensions (in) 3340 Series Heavy Duty Wall Heater Color White with Semi Recess Frame			
Item #	A	B	C
USSDR-001 a USSDR-009	31	20	4







# 3340 Series Heavy Duty Wall Heater Color White with Semi Recess Frame

## Data Sheet

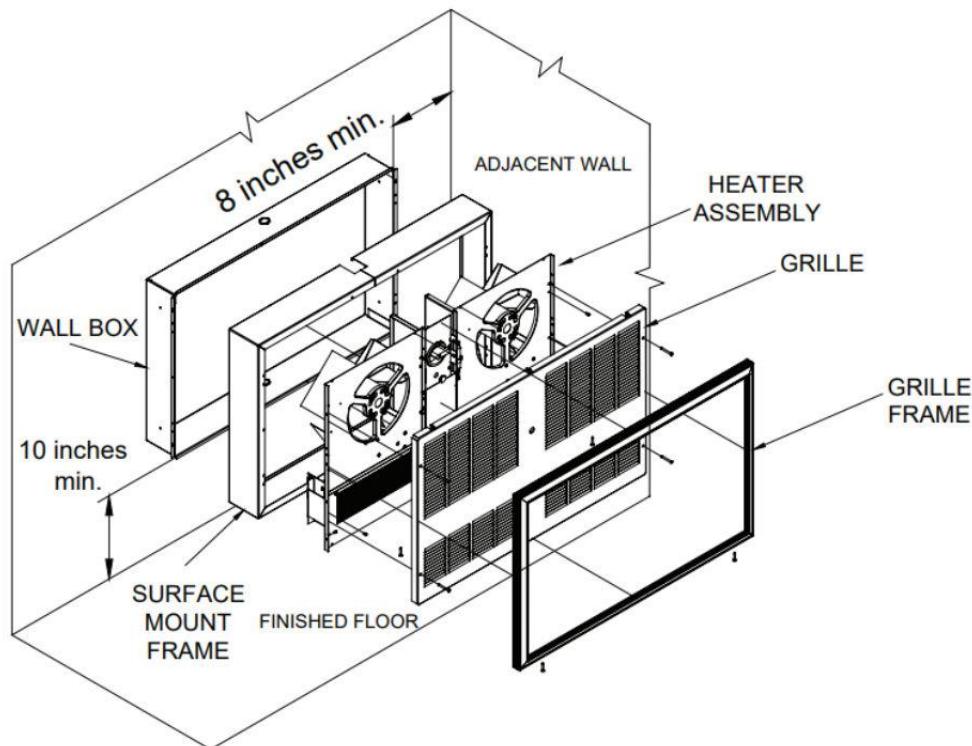
### INSTALLATION

The 3340 series shall be installed according to manufacturers installation instructions, the N.E.C. and authorities having jurisdiction. All 3340 series heaters must be grounded per the N.E.C.

### MOUNTING CLEARANCES

The 3340 series requires clearances of 8 inches from adjacent walls and 10 inches from the finished floor. Heater may be installed for top inlet, bottom discharge only.

### SURFACE MOUNT APPLICATIONS



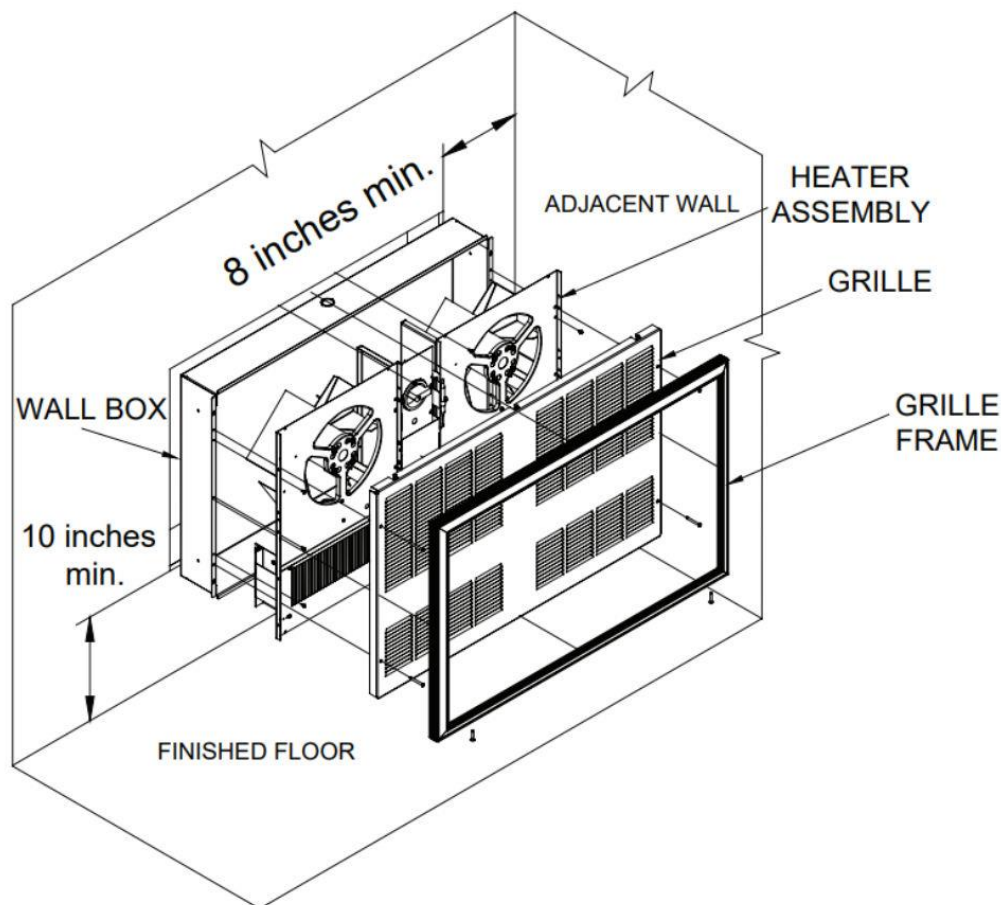
1. Determine location of heater. Note required clearances as stated above.
2. Mount the wall box with appropriate hardware for specific mounting surface. Holes are provided in the wall box. Knockouts are provided on the top and bottom of the wall box. Power may enter from either the top or bottom. If power wiring is entering on bottom, leads must be long enough to reach top of heater plus 6 inches.
3. Place the surface mount frame over the wall box.
4. Place heater assembly into wall box, align heater mounting holes with surface mounting frame and wall box. Re-install all screws.
5. Install power wiring. Refer to **WIRING SECTION** for details. **NOTE: REMEMBER TO TURN POWER SWITCH ON BEFORE INSTALLING GRILLE, MAKE SURE MAIN BREAKER IS OFF.**
6. Install grille and grille frame.
7. For operating instructions see **OPERATION SECTION**.



# 3340 Series Heavy Duty Wall Heater Color White with Semi Recess Frame

Data Sheet

## RECESSED MOUNTING





1. Determine location of heater. Note required clearances as stated above.
2. Mount the wall box with appropriate hardware for specific mounting surface. Holes are provided in the wall box. Knockouts are provided on the top and bottom of the wall box. Power may enter from either the top or bottom. Rough in hole dimensions are 30-1/2 inches wide x 19-1/2 inches high.
3. The 3340 series is designed for recessing in a 4 inch wall. For semi-recessed installations (2 inches max.) use surface mounting frame 3340EX16.
4. Mount the wall box. Route power wiring into box. If power wiring is entering on bottom, leads must be long enough to reach top of heater plus 6 inches.
5. Place heater assembly into wall box, align heater mounting holes with surface mounting frame (if required) and wall box. Re-install all screws.
6. Install power wiring. Refer to **WIRING SECTION** for details. **NOTE: REMEMBER TO TURN POWER SWITCH ON BEFORE INSTALLING GRILLE MAKE SURE MAIN BREAKER IS OFF.**
7. Install grille and grille frame.
8. For operating instructions see **OPERATION SECTION**.



**3340 Series Heavy Duty Wall  
 Heater Color White with  
 Semi Recess Frame**

**Data Sheet**

HEATER	Semi Recess Frame
	

ID	Author	Description Error	Description Update	Supervisor Name
V1	Angelica Romero	New Data Sheet	New Data Sheet	Jessica Lorenzo