

Category / Categoría  
**Atmosféricos**

Name / Nombre  
**GreenBall**

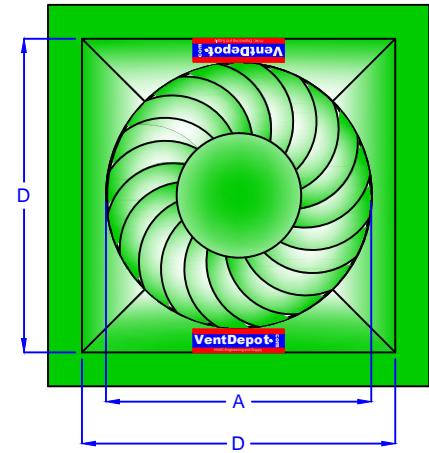
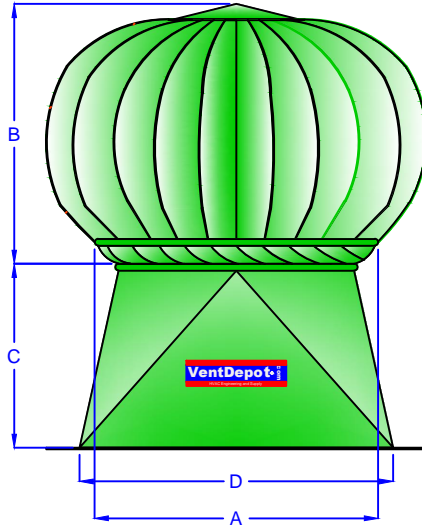
Item # / Clave  
**MXSNB - (001 al 010)**

Datasheet / Ficha Técnica  
[www.VentDepot.com](http://www.VentDepot.com)

Call Center México:  
(55) 5822.1516  
01 800 999.1516 (México)  
ventas@ventdepot.com

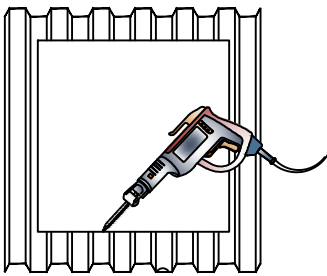
Internacional Español:  
+52 (55) 5822.1516  
ventas@ventdepot.com

International English:  
+1 (626) 771.0048  
1 (888) 514.1516 (USA)  
sales@ventdepot.com

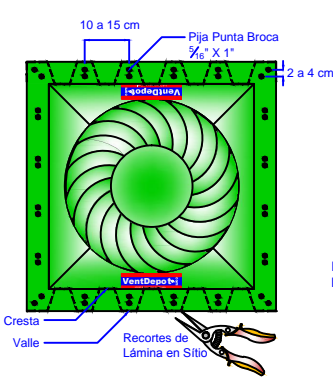


Representación Gráfica

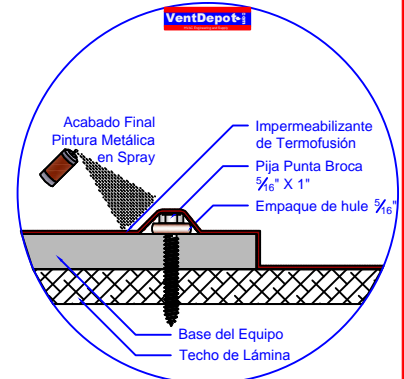
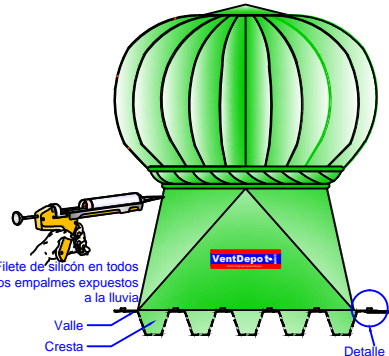
## 1 Montaje - Lámina Cresta Chica. Tipo de Techo. (A, B, C, D, E, F, G, J)



1. Realizar el corte en la lámina con Sierra de Sable.

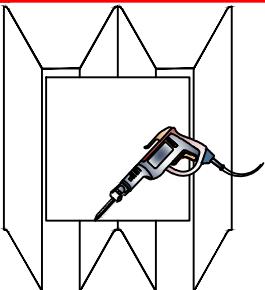


2. Fijar Equipo a Techo

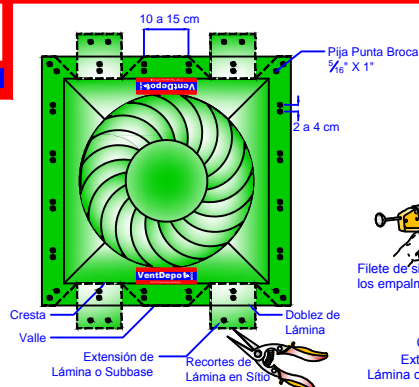


3. Realizar Anclaje en base a Detalle

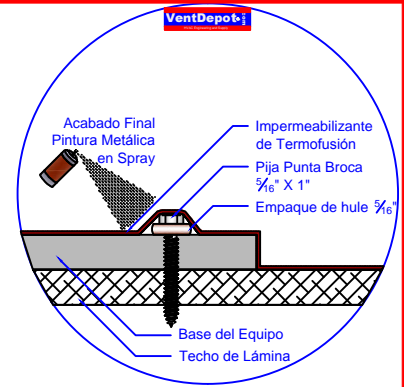
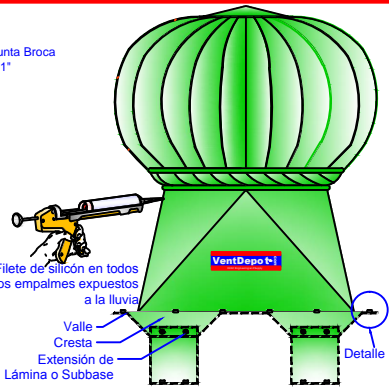
## 2 Montaje - Lámina Cresta Grande Estructural. Tipo de Techo (H, I)



1. Realizar el corte en la lámina con Sierra de Sable.

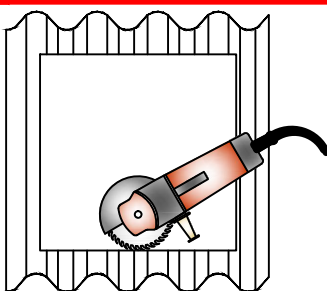


2. Fijar Equipo a Techo

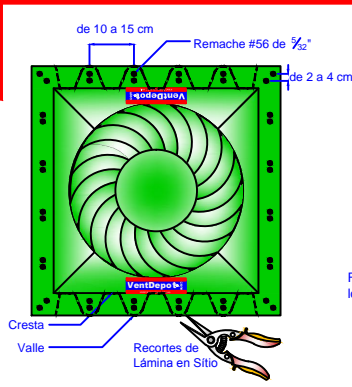


3. Realizar Anclaje en base a Detalle

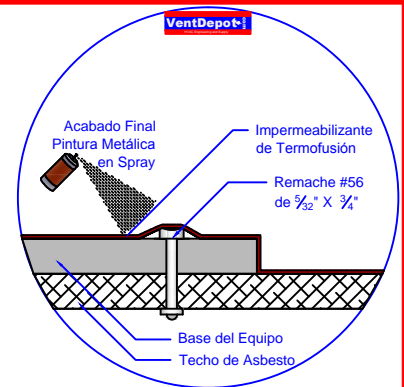
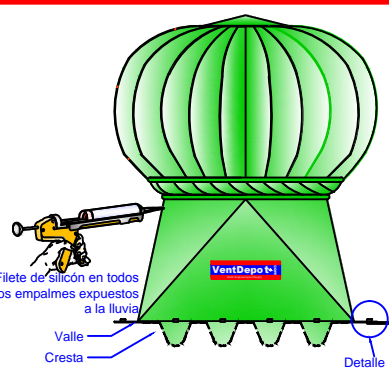
## 3 Montaje - Asbesto Cresta Chica. Tipo de Techo (K)



1. Realizar el corte en la lámina se Asbesto con Cortadora de Disco.



2. Fijar Equipo a Techo



3. Realizar Anclaje en base a Detalle

Category / Categoría  
**Atmosféricos**

Name / Nombre  
**GreenBall**

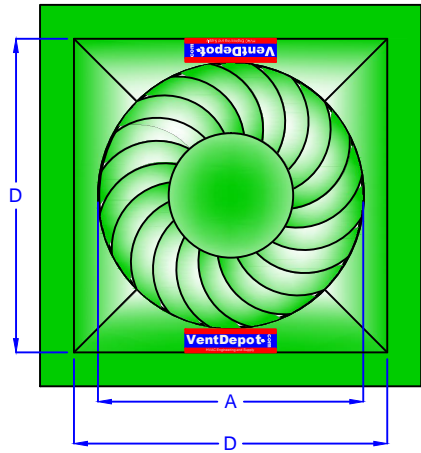
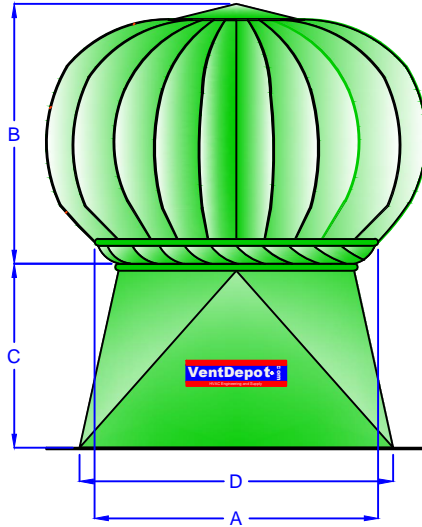
Item # / Clave  
**MXSNB - (001 al 010)**

Datasheet / Ficha Técnica  
[www.VentDepot.com](http://www.VentDepot.com)

Call Center México:  
(55) 5822.1516  
01 800 999.1516 (México)  
ventas@ventdepot.com

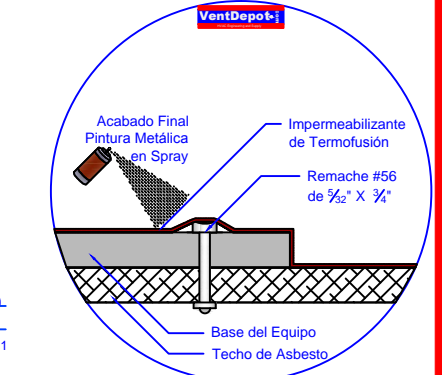
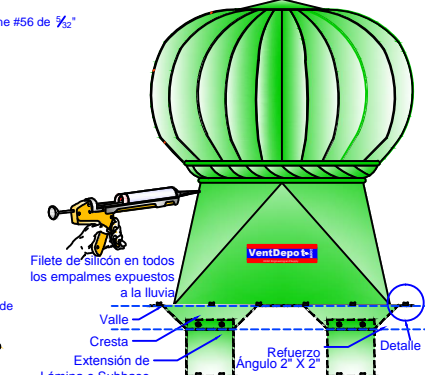
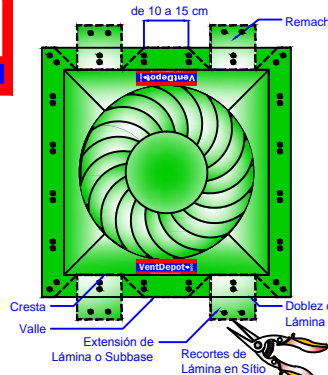
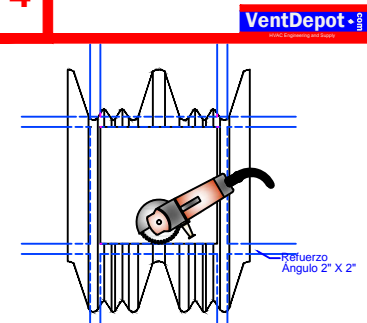
Internacional Español:  
+52 (55) 5822.1516  
ventas@ventdepot.com

International English:  
+1 (626) 771.0048  
1 (888) 514.1516 (USA)  
sales@ventdepot.com



Representación Gráfica

## 4 Montaje - Asbesto Cresta Grande. Estructural, Tipo de Techo (L,M)

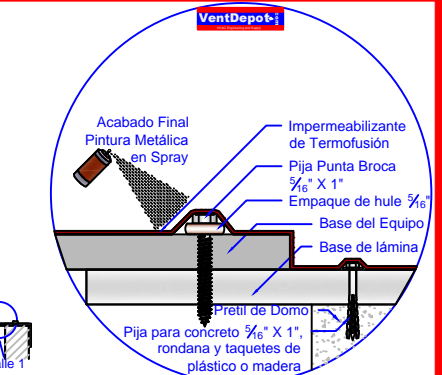
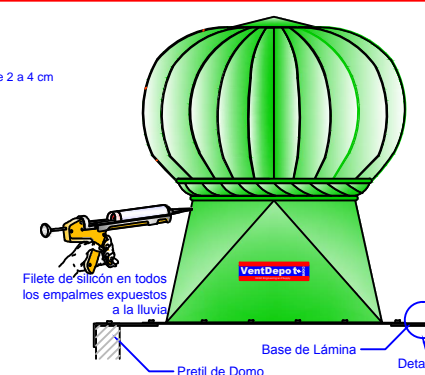
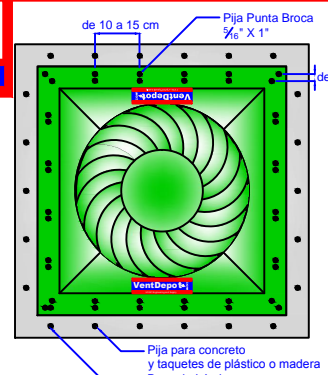
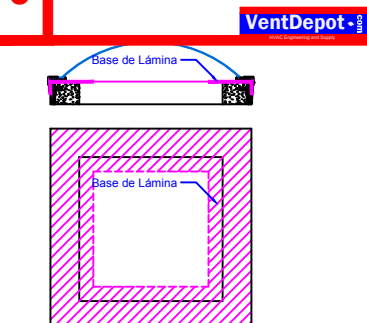


1. Realizar el corte en la lámina de Asbesto con Cortadora de Disco.

2. Fijar Equipo a Techo

3. Realizar Anclaje en base a Detalle

## 5 Montaje - Domos. Tipo de Techo (N)

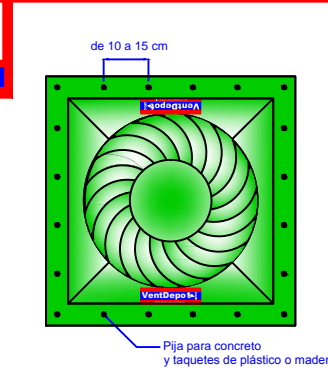
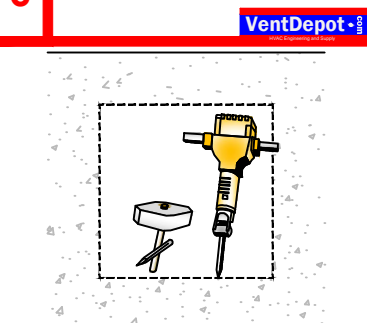


1. Quitar Domo, Colocar Base de Lámina

2. Fijar Equipo a Techo

3. Realizar Anclaje en base a Detalle

## 6 Montaje - Concreto Tipo de Techo (O,P,Q,R)



1. Demoler Losa con Marro y Cincel o Rotomartillo / Debastadora

2. Fijar Equipo a Techo

3. Realizar Anclaje en base a Detalle

Category / Categoría  
**Atmosféricos**

Name / Nombre  
**GreenBall**

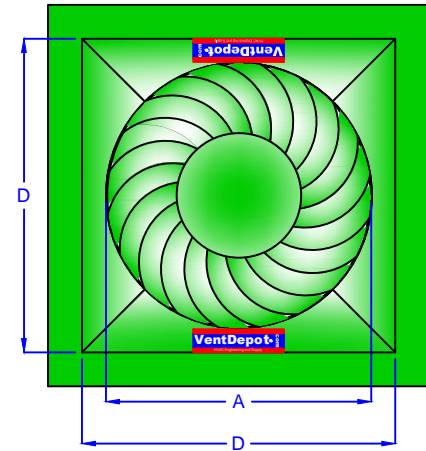
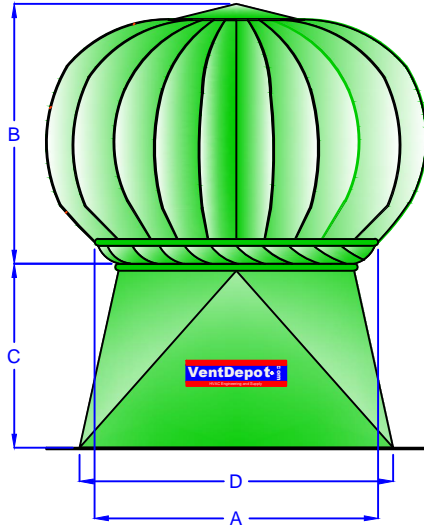
Item # / Clave  
**MXSNB - (001 al 010)**

Datasheet / Ficha Técnica  
[www.VentDepot.com](http://www.VentDepot.com)

Call Center México:  
(55) 5822.1516  
01 800 999.1516 (México)  
ventas@ventdepot.com

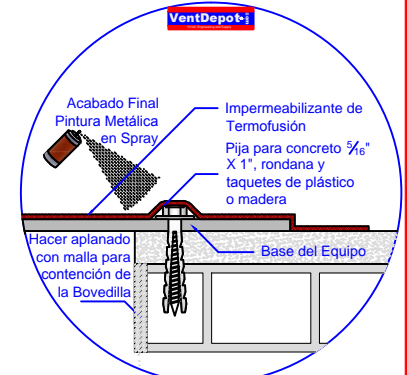

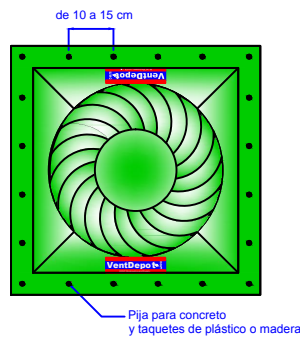
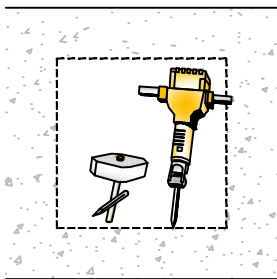
Internacional Español:  
+52 (55) 5822.1516  
ventas@ventdepot.com

International English:  
+1 (626) 771.0048  
1 (888) 514.1516 (USA)  
sales@ventdepot.com



Representación Gráfica

## 7 Montaje - Vigueta y Bovedilla Tipo de Techo (V)

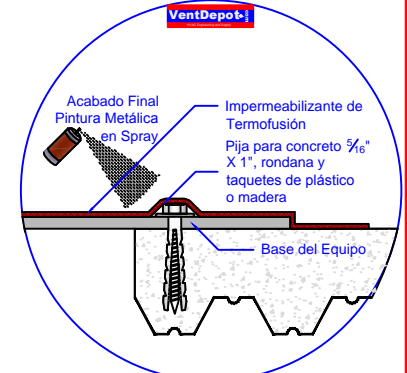

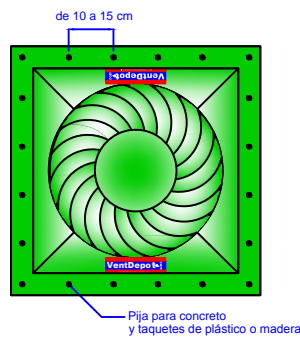
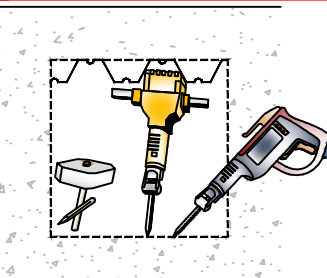


1. Demoler Losa con Marro y Cincel o Rotomartillo / Debastadora

2. Fijar Equipo a Techo

3. Realizar Anclaje en base a Detalle

## 8 Montaje - Losacero Tipo de Techo (T)

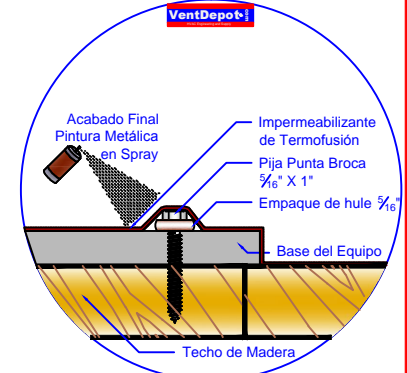
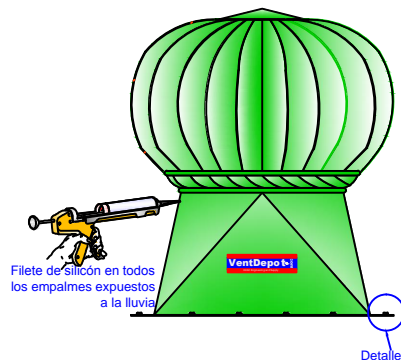
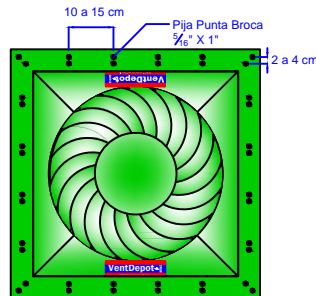



1. Demoler capa de Losa con Marro y Cincel o Rotomartillo / Debastadora, Cortar Lámina con Sierra de Sable.

2. Fijar Equipo a Techo

3. Realizar Anclaje en base a Detalle

## 9 Montaje - Madera Tipo de Techo (S)



1. Realizar el corte con Cortadora de Disco.

2. Fijar Equipo a Techo

3. Realizar Anclaje en base a Detalle



Category / Categoría  
**Atmosféricos**

Name / Nombre  
**GreenBall**

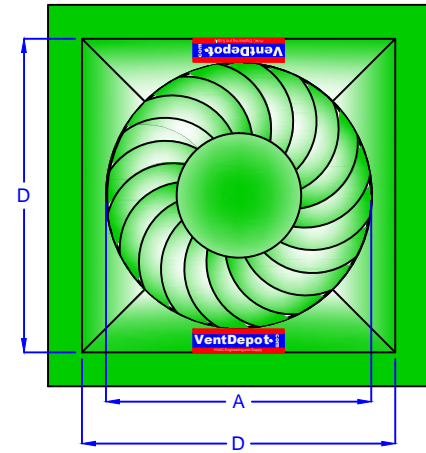
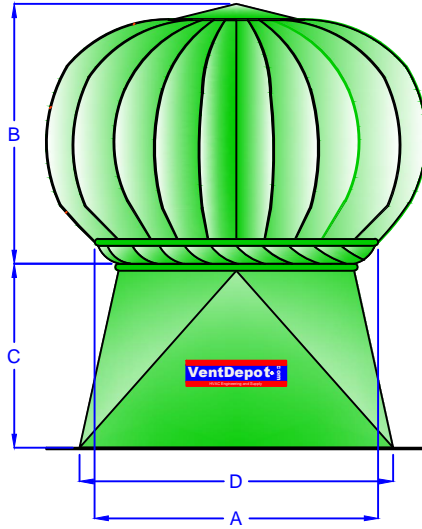
Item # / Clave  
**MXSNB - (001 al 010)**

Datasheet / Ficha Técnica  
[www.VentDepot.com](http://www.VentDepot.com)

Call Center México:  
(55) 5822.1516  
01 800 999.1516 (México)  
ventas@ventdepot.com

Internacional Español:  
+52 (55) 5822.1516  
ventas@ventdepot.com

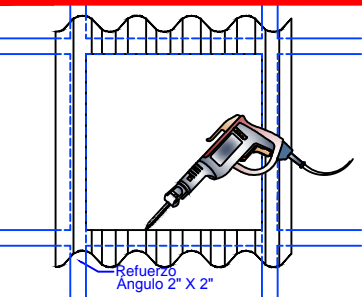
International English:  
+1 (626) 771.0048  
1 (888) 514.1516 (USA)  
sales@ventdepot.com



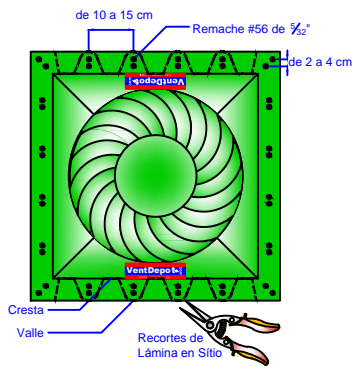
Representación Gráfica

10

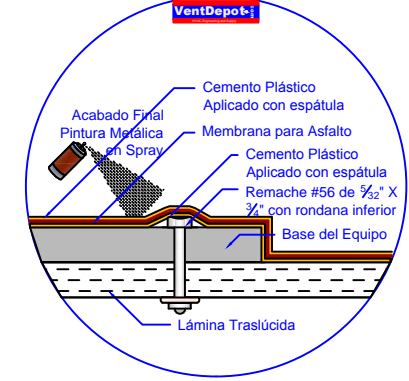
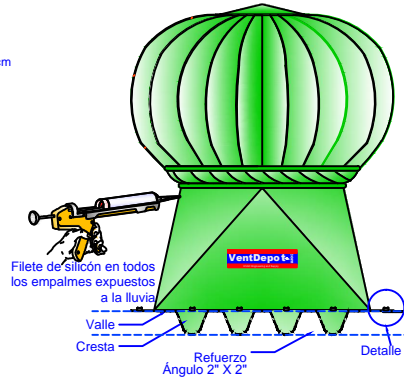
### Montaje - Lámina Traslúcida o Acrílico. Tipo de Techo (A)



1. Realizar el corte en la lámina con Sierra de Sable.



2. Fijar Equipo a Techo



3. Realizar Anclaje en base a Detalle